

ÜBERSICHTSZEICHNUNG
ASSEMBLY DRAWING

GHOST



E-SQUARE CROSS (MY21)

Datum: 21-01-2021

Version: 01



E-SQUARE CROSS (MY21)

date: 21-01-2021

version: 01

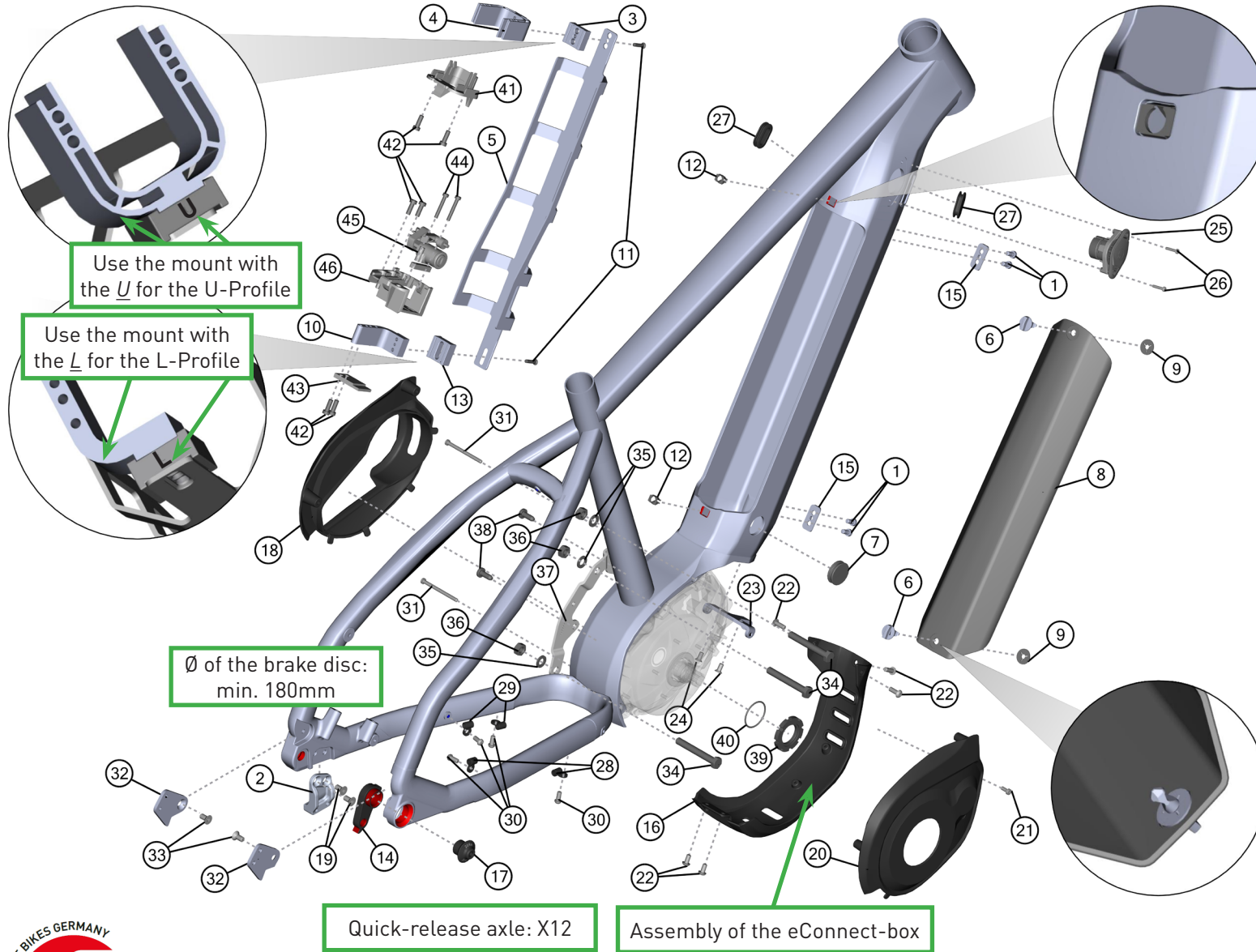
page 1 / 6

ÜBERSICHTSZEICHNUNG

ASSEMBLY DRAWING

main frame

GHOST



Hinweis: Bei den Schrauben muss mittelfeste Gewindegewissicherung verwendet werden. Rote Flächen müssen gefettet werden.

Note: use medium strength screw lock for screw threads. red surfaces has to be greased.

ÜBERSICHTSZEICHNUNG

ASSEMBLY DRAWING main frame

GHOST

BOM-ID	Description	Specification	Torque	Item no.	QTY
1	Hexagon socket screw (flat head)	IS3 - M 5 x 25 mm	5 Nm	SM1727	4
2	Kickstand Adaptor			SMKS0001	1
3	Cable mount			FROT0051	1
4	Mounting Kit Cable (U-Form)			FROT0209	1
5	Cable mount plate			FROT0053	1
6	Locking pin with handle			FROT0048	2
7	Rubber ring			FROT0050	1
8	Battery cover			FROT0055	1
9	Holderplate			FROT0047	2
10	Mounting Kit Lock (L-Form)			FROT0182	1
11	Counter sunk screw	T10 - M4 x 18 mm	3 Nm	FRSC0063	2
12	Clip			FROT0046	2
13	Lock mount			FROT0052	1
14	Hanger			FRHG0025	1
15	Plate for fixing			FROT0102	2
16	Motor cover low			FROT0093	1
17	Hanger nut		20 Nm	FRNT0008	1
18	Motor cover left side			FROT0092	1
19	Counter sunk screw	T30 - M6 x 13 mm	11 Nm	SMSC0006	2
20	Motor cover right side			FROT0091	1
21	Screw (thread forming tap)	TX20 - M4 x 12 mm	3 Nm	FRSC0073	1
22	Lens head screw	IS3 - M5 x 8 mm	6 Nm	SM1188	5
23	Cover mount lower side			FROT0094	1
24	Counter sunk screw	IS3 - M5 x 10 mm	6 Nm	FRSC0068	2
25	Charge socket			FROT0097	1
26	Lens head screw	TX10 - M3 x 16 mm	1 Nm	FRSC0071	2



E-SQUARE CROSS (MY21)

date: 21-01-2021

version: 01

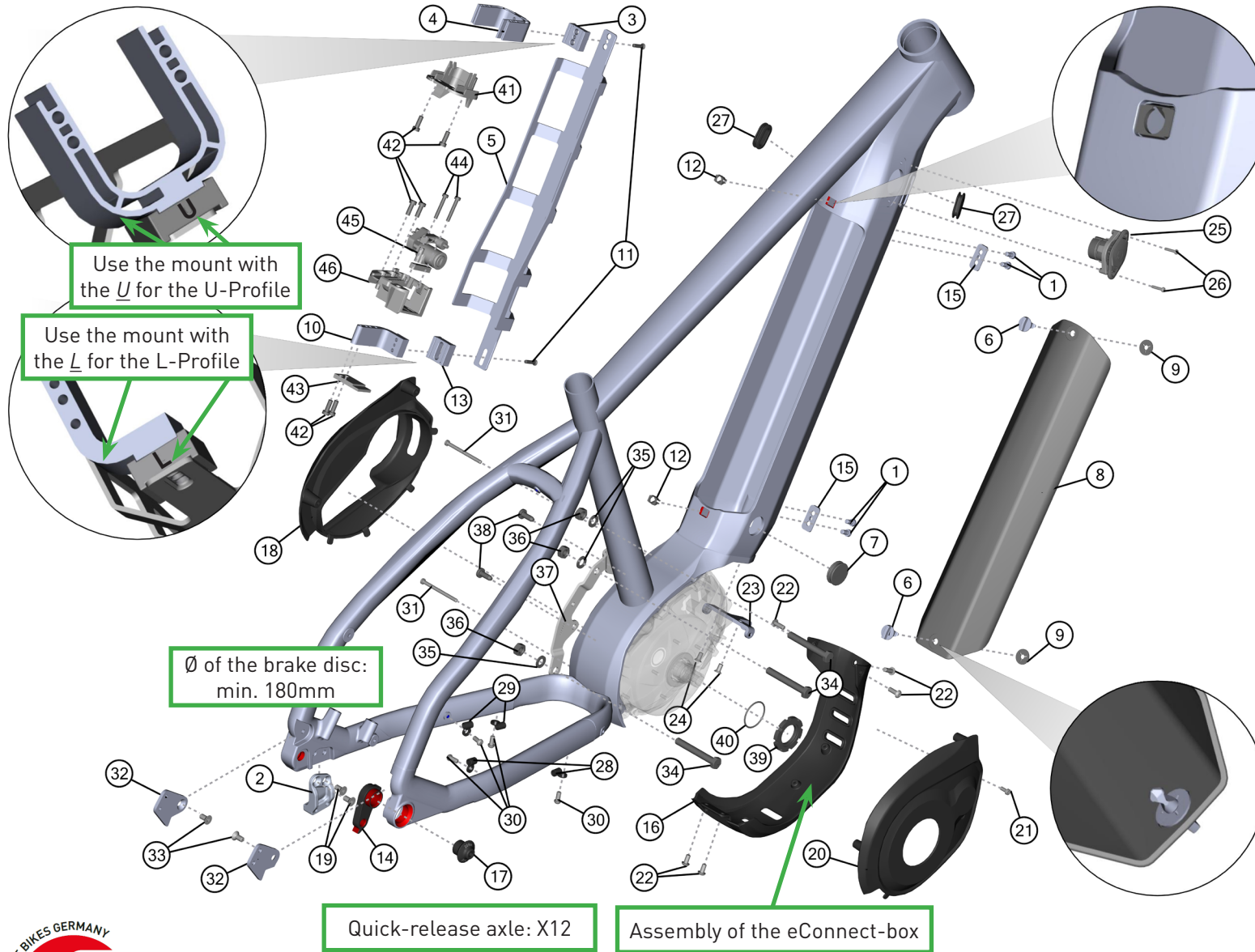
page 3 / 6

ÜBERSICHTSZEICHNUNG

ASSEMBLY DRAWING


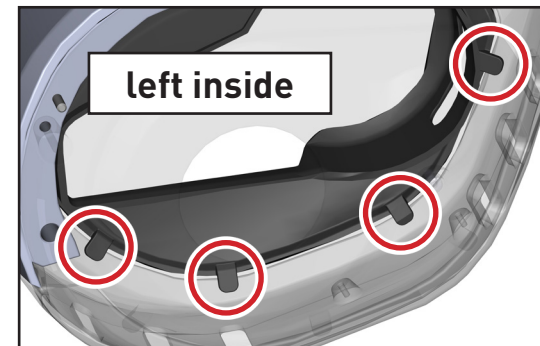
main frame

GHOST



Hinweis: Bei den Schrauben muss mittelfeste Gewindegewissicherung verwendet werden. Rote Flächen müssen gefettet werden.

Note: use medium strength screw lock for screw threads. red surfaces has to be greased.



E-SQUARE CROSS (MY21)
date: 21-01-2021
version: 01

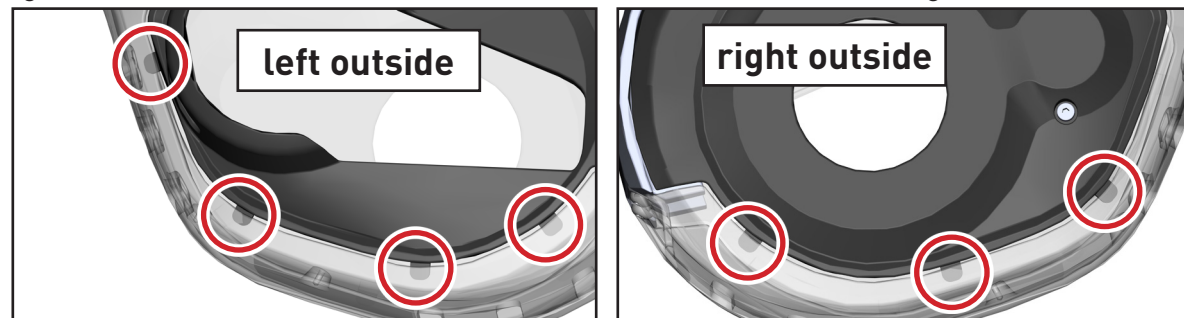
ÜBERSICHTSZEICHNUNG

ASSEMBLY DRAWING main frame

GHOST

BOM-ID	Description	Specification	Torque	Item no.	QTY
27	Cable Routing Rubber			FROT0054	2
28	Cable guide for 1 cable			SM0002	2
29	Cable guide for 2 cable			SM0263	2
30	Lens head screw	TX25 - M5 x 12 mm	6 Nm	SM0919	4
31	Screw (thread forming tap)	M4 x 53,5 mm	3 Nm	FRSC0069	2
32	Carrier Adaptor right side + left side			SMF0023	1
33	Counter sunk screw	TX30 - M6 x 12 mm	11 Nm	FRSC0064	2
34	Screw	M8 x 60	28 - 30 Nm	FRSC0095	3
35	Washer			FRWS0040	3
36	Nut	M8		FRNT0010	3
37	Mounting Plate			FROT0177	1
38	Screw	M6 x 16	9 - 11 Nm	FRSC0096	2
39	Lockring for BDU3XX			FROT0178	1
40	O-Ring			FROT0179	1
41	Kit Cradle, Damper Plate			FROT0164	1
42	Screw	M5 x 14	5 Nm	FRSC0091	6
43	Support Plate			FROT0163	1
44	Lock Screw	M4 x 27	4 Nm	FRSC0092	2
45	Abus Battery Lock			EL0243	1
46	Locking Assembly			EL0282	1

➤ The noses of the Motor cover right side (FROT0091) and Motor cover left side (FROT0092) must be hung low on the inside of the Motor cover low (FROT0093)!



ÜBERSICHTSZEICHNUNG

ASSEMBLY DRAWING

GHOST

FACT SHEET:	
SHOCK LENGTH:	-----
SHOCK HARDWARE TOP:	-----
SHOCK HARDWARE BOTTOM:	-----
HEADSET TOP:	ZS 44
HEADSET BOTTOM:	ZS 56
SEATPOST DIAMETER:	31,6 MM
CLAMP INNER DIAMETER:	34,9 MM
BOTTOM BRACKET:	-----
KICKSTAND:	KSA18 (Adapter required)
ISCG STANDARD:	-----
CARRIER MOUNT:	YES (Adapter required)
FENDER COMPATIBLE:	YES

DROPPER SEATPOST READY:	NO
WATTERBOTTLE MOUNT:	1x
MAXIMUM PERMISSIBLE TOTAL WEIGHT:	150 KG
MAXIMUM TIRE SIZE:	
WHEEL SIZE:	27,5" / 29"
QUICK RELEASE LENGTH:	169 MM
OVER-LOCKNUT DIMENSION (O.L.D.):	148 MM
FD CLAMP SIZE:	-----
FD TYPE:	-----
ENGINE:	BOSCH PERFORMANCE
BATTERY:	BOSCH 500 WH
DISPLAY:	BOSCH PURION